



S. Cranes[®]
INDUSTRIAL CRANES & LIFTS
Manufacturing • Installation • Repair & Maintenance


**Product Catalogue
2023**



Single Girder EOT Cranes

Best suited for medium duty applications.
Great coverage of floor area.
Typically used upto 20 tons capacity.
Can also be used to work diametrically on circular path.

Option : Flameproof / Non-flameproof



Technical Specifications

1	Capacity (t)	(0.5-20)
2	Span (m)	(3-50)
3	Height of Lift (m)	(3-50)
4	Location	Indoor & Outdoor
5	Ambient Temp (Degree Celsius)	upto 50
6	Motions (m/mn)	Main Hoist Speed - (1-10) Cross Travel Speed - (10-50) Long Travel Speed - (10-50)
7	Crane Control	Pendant Radio Remote Control
8	Power Source	Shrouded DSL

Call us now at 9867810902



Double Girder EOT Cranes

Best suited for heavy duty applications.

Great coverage of floor area and overhead space.

Typically used upwards of 10 tons and upto 100 tons in capacity.

Has safety maintenance platforms which reduce repairing time.

Can also be used to work diametrically on circular path.

Option : Flameproof / Non-flameproof

Technical Specifications

1	Capacity (t)	(2-100)
2	Span (m)	(3-50)
3	Height of Lift (m)	(3-50)
4	Location	Indoor & Outdoor
5	Ambient Temp (Degree Celsius)	upto 50
6	Motions (m/mn)	Main Hoist Speed - (1-10) Cross Travel Speed - (10-50) Long Travel Speed - (10-50)
7	Crane Control	Pendant Radio Remote Control
8	Operation Cabin	(Open/Closed/AC Cabin)
9	Power Source	Shrouded DSL, MS Angle DSL, Drag Chain

Call us now at 9867810902



Underslung Cranes - Single/ Double Girder Cranes

Best suited for medium duty applications. Suspended from overhead beams or structures. Greater coverage of floor area.

Typically used upto 15 tons capacity.

Option : Flameproof / Non-flameproof

Technical Specifications

1	Capacity (t)	(0.5-15)
2	Span (m)	(3-50)
3	Height of Lift (m)	(3-50)
4	Location	Indoor & Outdoor
5	Ambient Temp (Degree Celsius)	upto 50
6	Motions (m/mn)	Main Hoist Speed - (1-10) Cross Travel Speed - (10-50) Long Travel Speed - (10-50)
7	Crane Control	Pendant Radio Remote Control
8	Power Source	Shrouded DSL

Call us now at 9867810902



Gantry / Goliath Cranes

Best suited for medium/ heavy duty applications.

Especially for an open area which has no supports for an EOT Crane.

Great coverage of floor area.

Typically used upto 50 tons capacity.

Can be used for indoor and outdoor applications.

Can be run on rails or hard floor. You can ask our Engineer to explain.

Option : Flameproof / Non-flameproof

Technical Specifications

1	Capacity (t)	(2-50)
2	Span (m)	(3-50)
3	Height of Lift (m)	(3-50)
4	Location	Indoor & Outdoor
5	Ambient Temp (Degree Celsius)	upto 50
6	Motions (m/mn)	Main Hoist Speed - (1-10) Cross Travel Speed - (10-50) Long Travel Speed - (10-50)
7	Crane Control	Pendant Radio Remote Control
8	Operation Cabin	(Open/Closed/AC Cabin)
9	Power Source	Cable Reeling drum, Shrouded DSL, MS Angle DSL, Drag Chain

Call us now at 9867810902



Semi - Gantry/ Goliath Cranes

Best suited for medium/ heavy duty applications.

Example - If you have a 30 m span shed and you have a 10 ton EOT Crane running in the 30 m span.

Down below you have a specific area where you need to handle 2 tons of load. Only for a certain length and breadth.

We can install a semi gantry Crane which is supported on end with legs like in a Gantry Crane while the other end of the girder runs on a rail mounted on top of the columns.

Great coverage of floor area.

Typically used upto 50 tons capacity.

Can be used for indoor and outdoor applications.

Can be run on rails or hard floor. You can ask our Engineer to explain

Option : Flameproof / Non-flameproof

Technical Specifications

1	Capacity (t)	(2-50)
2	Span (m)	(3-50)
3	Height of Lift (m)	(3-50)
4	Location	Indoor & Outdoor
5	Ambient Temp (Degree Celsius)	upto 50
6	Motions (m/mn)	Main Hoist Speed - (1-10) Cross Travel Speed - (10-50) Long Travel Speed - (10-50)
7	Crane Control	Pendant Radio Remote Control
8	Operation Cabin	(Open/Closed/AC Cabin)
9	Power Source	Shrouded DSL, MS Angle DSL, Drag Chain

Call us now at 9867810902



Rotating/ Turning Gantry/ Goliath Cranes

Best suited for medium/ heavy duty applications.

Especially for an open area which has no supports for an EOT Crane.

Great coverage of floor area.

Typically used upto 25 tons capacity.

Can be used for indoor and outdoor applications.

Can be run only on a hard floor. You can ask our Engineer to explain.

Option : Flameproof / Non-flameproof

Technical Specifications

1	Capacity (t)	(0.5-25)
2	Span (m)	(3-20)
3	Height of Lift (m)	(3-10)
4	Location	Indoor & Outdoor
5	Ambient Temp (Degree Celsius)	upto 50
6	Motions (m/mn)	Main Hoist Speed - (1-5) Cross Travel Speed - (5-20) Long Travel Speed - (5-30)
7	Crane Control	Pendant Radio Remote Control

Call us now at 9867810902



Monorail Cranes

Best suited for medium duty applications.

Engineered for handling material only along a fixed path. The path can also be curved.

Can be supported by existing rcc beams or structures. Or we can design support structures to mount the monorail which is underslung.

Typically used upto 10 tons capacity.

Option : Flameproof / Non-flameproof

Technical Specifications

1	Capacity (t)	(0.5-10)
2	Travel length (m)	(3-onwards)
3	Height of Lift (m)	(3-50)
4	Location	Indoor & Outdoor
5	Ambient Temp (Degree Celsius)	upto 50
6	Motions (m/mn)	Main Hoist Speed - (1-10) Travel Speed - (5-50)
7	Crane Control	Pendant Radio Remote Control
8	Power Source	Festoon Cabling & Shrouded DSL

Call us now at 9867810902



Jib Cranes

Best suited for medium duty applications in a specified small area. Cantilever design allows movement upto 360 degrees of rotation. Typically used upto 20 tons capacity. Can have a radius of 8 m.

Option : Flameproof / Non-flameproof

Technical Specifications

1	Capacity (t)	(0.5-20)
2	Rotation	360 ^o
3	Radius (m)	(upto 8)
4	Height of Lift (m)	(3-20)
5	Location	Indoor & Outdoor
6	Ambient Temp (Degree Celsius)	upto 50
7	Motions (m/mn)	Main Hoist Speed - (1-10) Travel Speed - (5-50)
8	Crane Control	Pendant Radio Remote Control
9	Power Source	Festoon Cabling & Shrouded DSL

Call us now at 9867810902



Material Transfer Trolley

We developed this to solve a customer's problem of moving load from one bay to another.
Can carry and shift from 1 to 50 tons.
Having a platform size of 1m x 1m. upto 2.5m x 6 m.
Can be run on rails or hard floor.
When running on hard floor, can have a steering wheel control. Or radio remote control.
Can be battery powered.

Option : Flameproof / Non-flameproof

Technical Specifications

1	Capacity (t)	(1-50)
2	Platform Size	1m x 1m upto 2.5m x 6m
3	Location	Indoor & Outdoor
4	Ambient Temp (Degree Celsius)	upto 50
5	Motions(m/min)	Travel Speed - (10-30)
6	Crane Control	Pendant Radio Remote Control
7	Power Source	Festoon Cabling & Battery powered

Call us now at 9867810902



Lifts/ Elevators

Can be used for solely Goods or Goods cum Passenger application.

Typically used for Pharma, Paint and chemical plants. With FDA regulations.

Robust and strong designs.

The cabin can carry upto 10 tons and can have a cross section upto 5m x 5m.

Option : Flameproof / Non-flameproof

Technical Specifications

1	Capacity (t)	(1-10)
2	Cabin Size	upto 5m x 5m
3	Height of Lift (m)	(3-30)
4	Location	Indoor & Outdoor
5	Ambient Temp (Degree Celsius)	upto 50
6	Motions (m/mn)	Travel Speed - (3-10)
7	Crane Control	Pendant
8	Power Source	Cabling

Call us now at 9867810902



Hoists

Standard. With precision machined components. With standard bought out fitments. Various models for various applications. For light/ medium/ heavy duty applications with a capacity of 0.5 tons to 100 tons. Can be mounted on all kinds of Cranes.

Option : Flameproof / Non-flameproof

Technical Specifications

1	Capacity (t)	(0.5-100)
2	Height of Lift (m)	(3-50)
3	Location	Indoor & Outdoor
4	Ambient Temp (Degree Celsius)	upto 50
5	Motions (m/mn)	Main Hoist Speed - (1 - 10) Cross Travel Speed - (5-50)
6	Crane Control	Pendant Radio Remote Control

Call us now at 9867810902



STANDARD FEATURES

- Limit Switches
- Emergency Limit Switch
- IP 42 Protection For Panels
- Galvanize / Ungalvanize FMC Core Wire Ropes
- Sealed Bearing Lubricated For Life
- Energy Efficient Motors

OPTIONAL FEATURES

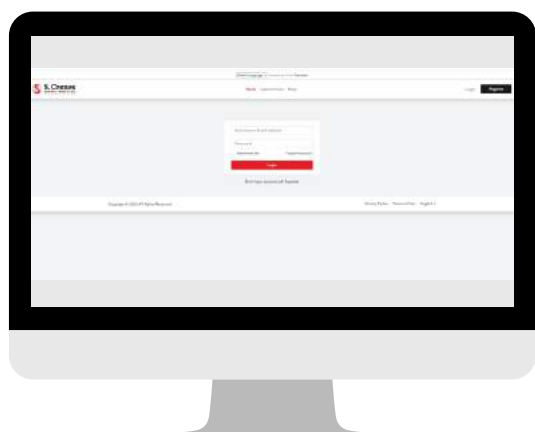
- Emote For Remote Monitoring of Crane
- Load Indicator With or Without Display
- Crane Synchronisation For Tandem Operation
- Two or More Hoists on Same Girder With/without Synchronisation
- Anti Sway/ Sway Control Systems
- Under Bridge Light
- Automation For Target Positioning (PLC)
- VFD - Variable Frequency Drive
- Under Bridge Lights
- Crane Anti-collision
- Drag Chain For Cross Traverse Motions
- Joystick - RCC For Motions
- Movable Cabin Available
- Lubrication System
- Access Platforms
- Enhanced Speed Range Available

Call us now at 9867810902



OUR SERVICES

- We believe we are here to help people with our specialised skills.
- We offer additional services:
- Health check-up of Cranes and Lifts.
- Supplying and fixing of spares on Cranes and Lifts.
- Modification or refurbishment of Cranes and Lifts.
- Breakdown maintenance of Cranes and Lifts.
- AMCs for preventive maintenance



OUR CUSTOMER CARE PORTAL

- This is an Industry first.
- One online place to log in any request for any service related to our products.
- Quick response.
- An easy access of the technician assigned.
- An easy access of the technicians location on Google maps.
- Updates till the ticket is closed.
- Maintains history of repairs in all our products. Helps us identify and rectify root causes of chronic issues.
- Access the portal at anytime from anywhere.

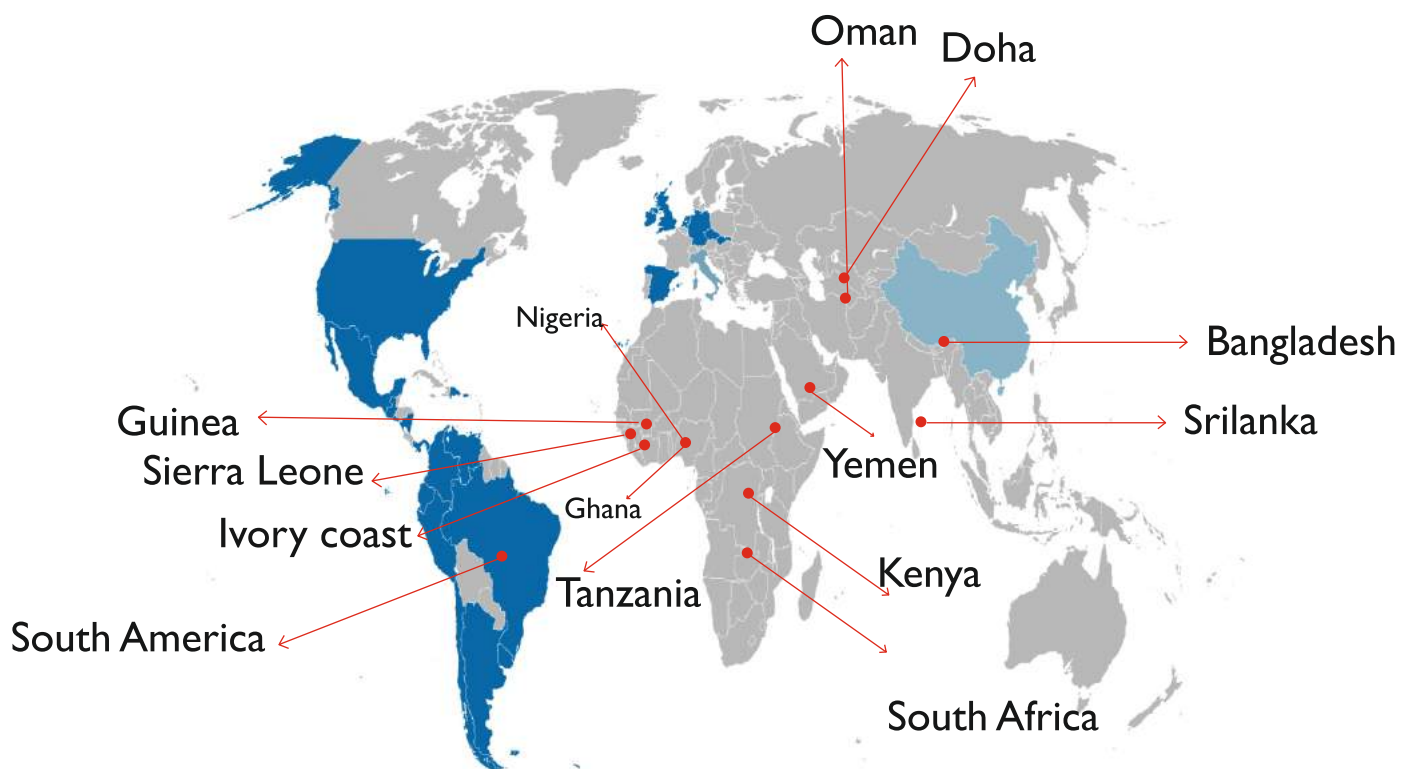
Call us now at 9867810902



Some of our Clients



Global presence with more than 500 installations



Call us now at 9867810902



CONTACT US

Head Office



022-28919321



sales@scranes.in



www.scranes.in



A-101, Jeth Tower, Ambawadi,
S.V.Road, Dahisar-East, Mumbai-68.

Manufacturing Plant



0260 – 3208201 / 02



sales@scranes.in



S Crane Engineering Works
Village - Ghimaniya, Taluka-Talasari,
Palghar - 401606, Maharashtra, INDIA